

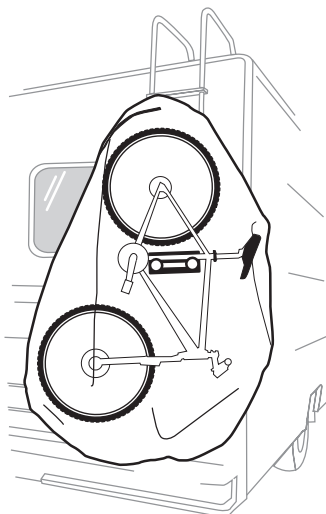
# Bike Cover

## Ladder Mount Rack



ITEM: 82000  
Page 1 of 1

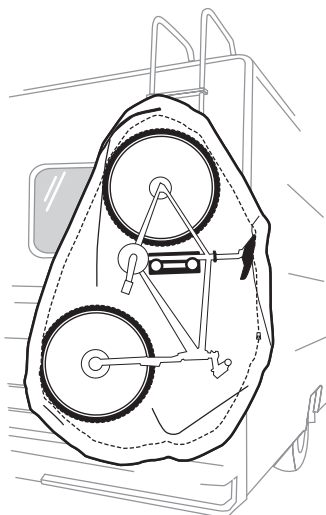
1/2



Covers most combinations of large and small bikes on most straight arm bike racks. Designed for use on **LADDER MOUNTED RACKS** on RV's and Trailers.

1. Unzip the bike cover, open flap on the back of the bike cover. Stick the rack arms through the slot in the cover from the back.

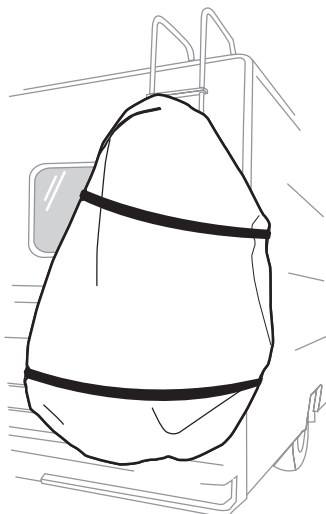
3



2. Mount the bikes on the rack as you would without a cover (largest bike closest to the RV).

3. Secure the bikes as you would without a cover and zip cover closed. **DO NOT expect the cover to hold bike onto RV.**

4



4. Fasten straps removing as much of the slack (extra material) as possible. **Ensure** that bike and covers are clear of exhaust pipes and that the cover can not get caught in any moving parts on the vehicle.